


Gender diversity progress report

October 2019 to January 2020





Maintaining momentum

As 2019 ended, we celebrated a milestone – for the first time women made up 30 per cent of board seats on the ASX 200. That percentage has increased to 30.7 per cent at the end of January this year.

While the target was reached later than planned, this is a great achievement. We should celebrate the progress that has been made, which is evidence that meaningful change can be achieved through voluntary targets.

The result reflects the tireless efforts of many stakeholders including the 30 per cent Club, investors, search firms and senior directors.

The challenge now is to stay focused and maintain momentum. Smaller listed companies need to demonstrate they are also committed to the benefits of gender diversity.

What we know is that progress is largely being driven by companies at the top end of the index, with the ASX 100 surpassing the 30 target more than 12 months earlier.

Our statistics also reveal that while 30 per cent has been achieved at an aggregate level, there are still 100 companies who have failed to reach the 30 per cent target. It is also interesting that 34 companies still only have one female director and six companies still have none.

It is a demonstration that while considerable progress has been made the 30 per cent achievement marks a point in time and not a destination.

As the commitment to gender diversity gains momentum amongst Australian listed companies, it is hoped that 30 per cent of women on boards is now the minimum accepted standard with a move towards a 40:40:20 balance.

Practically, this means 40 per cent of both women and men, with the remaining 20 per cent being of any gender, allowing boards with uneven numbers or a natural turnover of directors.

The AICD looks forward to working with the director community on this important issue.



Angus Armour FAICD
CEO & MD, Australian Institute
of Company Directors

30% Club update



Nicola Wakefield Evans FAICD
Chair, 30% Club Australian Chapter
Non-Executive Director

2020 is a significant milestone for the 30% Club as it marks the fifth anniversary of the founding of the Australian Chapter by Patricia Cross. One of the Club's first initiatives was to set a target of 30 per cent female directors across the ASX 200 by the end of 2018.

This was an ambitious target at the time given the representation of female directors was a meagre 19.6 per cent. While the target wasn't achieved in the timeframe we had hoped I am pleased to report that we did achieve that elusive target last November. It's a tremendous result that could not have been achieved without the considerable efforts of senior chairs, directors, executive search firms, fund managers, investors and other advocates who have led from the front on this issue.

While this is a significant step in our journey, it's important to remember that 30 per cent is the floor, not the ceiling – so while we applaud the ongoing hard work of each board that is addressing gender diversity, we will ensure there is continued pressure on those who don't, to continue increasing the number of female directors.

This year the 30% Club will continue to ramp up the pressure on companies that are underperforming on gender diversity and drive a conversation about what needs to change.

The Club will also continue to work on initiatives that demonstrate the benefits of gender diversity for not just individual companies but the Australian economy more broadly.

An example of this is our recent publication *Policy: Creating Gender Equality through Procurement*, which has been produced in collaboration with Femeconomy.

The goal of the publication is to actively encourage organisations to include women-owned and led businesses in procurement and supply chains. The toolkit is aimed at increasing understanding of the benefits of gender equality procurement, generating commitment to engaging women-owned and led businesses and to improve the capability of Australian companies to sustainably embed gender equality initiatives.

The toolkit has been included as part of this report and I encourage you to reflect on how this could be applied across your organisation.

I look forward to working with my 30% colleagues to achieve even more success in 2020.

“The Club will also continue to work on initiatives that demonstrate the benefits of gender diversity for not just individual companies but the Australian economy more broadly.”

Progress Report (ASX 200)

Below is the full list of ASX 200 companies with the number of women on their boards'. Individual chairs with an asterisk next to their name are members of the 30% Club. They are committed to ensuring a minimum representation of 30 per cent female directors on their boards.

ASX 200 company	Chair	No. of Female Directors	% of Female Directors
Bapcor Limited	Andrew Harrison	3	60.0%
NIB Holdings Ltd*	Steven Crane	4	57.1%
Commonwealth Bank of Australia*	Catherine Livingston	5	55.6%
Medibank Private Limited	Elizabeth Alexander	5	55.6%
Woolworths Group Ltd	Gordon Cairns	5	55.6%
Abacus Property Group	Myra Salkinder	3	50.0%
Ansell Limited	John Bevan	4	50.0%
Clinuvel Pharmaceuticals Limited	Willem Blijdorp	3	50.0%
CSR Limited	John Gillam	3	50.0%
Fortescue Metals Group Ltd*	Andrew Forrest	5	50.0%
Mirvac Limited*	John Mulcahy	4	50.0%
Spark New Zealand Limited	Justine Smyth	4	50.0%
Unibail-Rodamco-Westfield	Colin Dyer	5	45.5%
Bendigo and Adelaide Bank Limited*	Jacqueline Hey	4	44.4%
CSL Limited	Brian McNamee	4	44.4%
National Australia Bank Limited	Philip Chronican	4	44.4%
Wesfarmers Limited*	Michael Chaney	4	44.4%
Adelaide Brighton Ltd	Raymond Barro	3	42.9%
BlueScope Steel Limited	John Bevan	3	42.9%
Boral Limited*	Kathryn Fagg	3	42.9%
Caltex Australia Limited*	Steven Gregg	3	42.9%
Cromwell Property Group	Geoffrey Levy	3	42.9%
Estia Health Limited	Gary Weiss	3	42.9%
G8 Education Limited*	Mark Johnson	3	42.9%
GPT Group*	Vickki McFadden	3	42.9%
Incitec Pivot Limited	Brian Kruger	3	42.9%

ASX 200 company	Chair	No. of Female Directors	% of Female Directors
InvoCare Limited*	Bart Vogel	3	42.9%
IOOF Holdings Ltd*	Allan Griffiths	3	42.9%
MetCash Limited	Robert Murray	3	42.9%
Nine Entertainment Co. Holdings Limited	Peter Costello	3	42.9%
Orica Limited	Malcolm Broomhead	3	42.9%
Pendal Group Limited	James Evans	3	42.9%
ResMed Inc	Peter Farrell	3	42.9%
SEEK Limited*	Graham Goldsmith	3	42.9%
Sims Metal Management Limited*	Geoffrey Brunson	3	42.9%
Xero Australia Pty Ltd	David Thodey	3	42.9%
Altium Limited*	Samuel Weiss	2	40.0%
Elders Limited	Ian Wilton	2	40.0%
GrainCorp Limited*	Graham Bradley	4	40.0%
Insurance Australia Group Limited	Elizabeth Bryan	4	40.0%
IPH Limited	Richard Grellman	2	40.0%
QANTAS Airways Limited	Richard Goyder	4	40.0%
Regis Resources Limited	James Mactier	2	40.0%
Skycity Entertainment Group Limited*	Robert Campbell	2	40.0%
Suncorp Group Limited*	Christine McLoughlin	4	40.0%
The A2 Milk Company Limited	David Hearn	2	40.0%
Westpac Banking Corporation*	Lindsay Maxsted	4	40.0%
AGL Energy Limited*	Graeme Hunt	3	37.5%
Aristocrat Leisure Limited	Neil Chatfield	3	37.5%
Coca-Cola Amatil Limited*	Ilana Atlas	3	37.5%
Coles Group Limited	James Graham	3	37.5%
Computershare Limited*	Simon Jones	3	37.5%
Dexus Property Group*	Wallace Sheppard	3	37.5%
Iluka Resources Limited*	Gregory Martin	3	37.5%
Inghams Group Limited	Peter Bush	3	37.5%
IRESS Limited	Anthony D'Aloisio	3	37.5%
Lendlease Group Services Pty Limited	Michael Ullmer	3	37.5%
Link Administration Holdings Pty Limited	Michael Carapiet	3	37.5%
oOh!Media Limited	Tony Faure	3	37.5%
Scentre Group Limited*	Brian Schwartz	3	37.5%
Shopping Centres Australasia Property Group	Philip Clark	3	37.5%
South32 Limited*	Karen Wood	3	37.5%
Stockland Corporation Ltd*	Thomas Pockett	3	37.5%
Transurban Limited	Lindsay Maxsted	3	37.5%

GENDER DIVERSITY PROGRESS REPORT

ASX 200 company	Chair	No. of Female Directors	% of Female Directors
Treasury Wine Estates Limited	Paul Rayner	3	37.5%
Macquarie Group Limited*	Peter Warne	4	36.4%
Virgin Money UK PLC	James Pettigrew	4	36.4%
Afterpay Limited	Elana Rubin	2	33.3%
Alumina Limited	William Day	2	33.3%
ANZ Banking Group Limited*	David Gonski	3	33.3%
Appen Limited	Christopher Vonwille	2	33.3%
Atlas Arteria Limited	Nora Scheinkestel	3	33.3%
Aurizon Holdings Limited	Timothy Poole	3	33.3%
Bank of Queensland Limited	Patrick Allaway	3	33.3%
Cooper Energy Limited	John Conde	2	33.3%
Costa Group Holdings Limited*	Neil Chatfield	2	33.3%
Credit Corp Group Limited	Donald McLay	2	33.3%
Domino's Pizza Enterprises Limited*	John Cowin	2	33.3%
EML Payments Limited	Peter Martin	2	33.3%
Lynas Corporation Limited	Richard Harding	2	33.3%
Nearmap Ltd	Peter James	2	33.3%
Netwealth Group Limited	Jane Tongs	2	33.3%
Northern Star Resources Ltd	William Beament	2	33.3%
Oil Search Limited*	Richard Lee	3	33.3%
OZ Minerals Limited*	Rebecca McGrath	2	33.3%
Platinum Asset Management Ltd	Michael Cole	3	33.3%
Reliance Worldwide Corporation Limited	William Crosby	2	33.3%
Resolute Mining Limited	Marthinus Botha	2	33.3%
Santos Limited	Keith Spence	3	33.3%
St Barbara Limited	Timothy Netscher	2	33.3%
Super Retail Group Limited*	Sally Pitkin	2	33.3%
Tassal Group Limited*	Allan McCallum	2	33.3%
Vicinity Centres RE Ltd	Trevor Gerber	3	33.3%
Webjet Limited*	Roger Sharp	2	33.3%
WiseTech Global Limited	Andrew Harrison	2	33.3%
BHP Group Limited*	Kenneth MacKenzie	3	30.0%
Crown Resorts Limited	Helen Coonan	3	30.0%
James Hardie Industries PLC	Michael Hammes	3	30.0%
Woodside Petroleum Ltd	Richard Goyder	3	30.0%
Worley Limited	John Grill	3	30.0%
APA Group*	Michael Fraser	2	28.6%
Bega Cheese Limited	Barry Irvin	2	28.6%

ASX 200 company	Chair	No. of Female Directors	% of Female Directors
Bingo Industries Limited*	Michael Coleman	2	28.6%
Breville Group Limited	Steven Fisher	2	28.6%
BWP Trust	Erich Fraunschiel	2	28.6%
Carsales.com Limited	Patrick O'Sullivan	2	28.6%
Charter Hall Group*	David Clarke	2	28.6%
Chorus Limited	Patrick Strange	2	28.6%
Collins Foods Limited	Robert Kaye	2	28.6%
Corporate Travel Management Limited	Ewen Crouch	2	28.6%
Domain Holdings Australia Pty Ltd	Nicholas Falloon	2	28.6%
Downer EDI Limited	Richard Harding	2	28.6%
Healius Limited	Robert Hubbard	2	28.6%
IGO Limited	Peter Bilbe	2	28.6%
Ingenia Communities Group Ltd*	James Hazel	2	28.6%
JB Hi-Fi Limited	Gregory Richards	2	28.6%
Monadelphous Group Limited	Calogero Rubino	2	28.6%
Nanosonics Limited	Maurie Stang	2	28.6%
NEXTDC Limited	Douglas Flynn	2	28.6%
Perenti Global Limited	Ian Cochrane	2	28.6%
Perpetual Limited*	Anthony D'Aloisio	2	28.6%
Pinnacle Investment Management Group Limited	Alan Watson	2	28.6%
Ramsay Health Care Limited	Michael Siddle	2	28.6%
Southern Cross Media Group Limited*	Peter Bush	2	28.6%
Steadfast Group Limited	Francis O'Halloran	2	28.6%
Sydney Airport Limited*	Trevor Gerber	2	28.6%
Viva Energy Group Limited	Robert Hill	2	28.6%
Whitehaven Coal Limited	Mark Vaile	2	28.6%
ASX Limited*	Roderic Holliday-Smi	3	27.3%
Brambles Limited*	Stephen Johns	3	27.3%
News Corporation	Keith Murdoch, Lachlan Murdoch	3	27.3%
ALS Limited	Bruce Phillips	2	25.0%
Brickworks Ltd	Robert Millner	2	25.0%
Challenger Limited	Peter Polson	2	25.0%
Cleanaway Waste Management Limited	Mark Chellew	2	25.0%
Fisher & Paykel Healthcare Corporation Limited	Antony Carter	2	25.0%
Fletcher Building Limited	Bruce Hassall	2	25.0%
Growthpoint Properties Australia Limited*	Geoffrey Tomlinson	2	25.0%
GWA Group Limited	Darryl McDonough	2	25.0%
Newcrest Mining Limited*	Peter Hay	2	25.0%

ASX 200 company	Chair	No. of Female Directors	% of Female Directors
Nufarm Limited	Donald McGauchie	2	25.0%
Orora Limited*	Christopher Roberts	2	25.0%
REA Group Ltd	Hamish McLennan	2	25.0%
Smartgroup Corporation Ltd	Michael Carapiet	2	25.0%
Sonic Healthcare Limited	Mark Compton	2	25.0%
Tabcorp Holdings Limited	Paula Dwyer	2	25.0%
Technology One Limited	Adrian Di Marco	2	25.0%
The Star Entertainment Group*	John O'Neill	2	25.0%
AusNet Services Ltd	Peter Mason	2	22.2%
Beach Energy Limited*	Glenn Davis	2	22.2%
Origin Energy Limited*	Gordon Cairns	2	22.2%
Premier Investments Limited	Solomon Lew	2	22.2%
QBE Insurance Group Limited	W Becker	2	22.2%
Seven Group Holdings Limited	Kerry Stokes	2	22.2%
Telstra Corporation Limited*	John Mullen	2	22.2%
Amtcor Plc*	Graeme Liebelt	2	20.0%
AMP Limited	David Murray	2	20.0%
Austral Limited	John Rothwell	1	20.0%
Bravura Solutions Limited	Neil Broekhuizen	1	20.0%
Charter Hall Long Wale REIT	Peeyush Gupta	1	20.0%
Charter Hall Retail REIT	Roger Davis	1	20.0%
Cochlear Limited	Roderic Holliday-Smi	2	20.0%
Flight Centre Travel Group Limited	Gary Smith	1	20.0%
G.U.D. Holdings Limited	Mark Smith	1	20.0%
Gold Road Resources Limited	Timothy Netscher	1	20.0%
Goodman Group	Ian Ferrier	2	20.0%
Janus Henderson Group PLC	Richard Gillingwater	2	20.0%
Jumbo Interactive Limited	David Barwick	1	20.0%
Mineral Resources Limited	Peter Wade	1	20.0%
Pilbara Minerals Limited*	Anthony Kiernan	1	20.0%
Viva Energy REIT Limited	Laurence Brindle	1	20.0%
Avita Medical Ltd	Louis Panaccio	1	16.7%
Blackmores Limited	Brent Wallace	1	16.7%
McMillan Shakespeare Limited	Timothy Poole	1	16.7%
National Storage REIT	Laurence Brindle	1	16.7%
Sandfire Resources Limited*	Derek La Ferla	1	16.7%
Saracen Mineral Holdings Limited	Anthony Kiernan	1	16.7%
Service Stream Limited	Brett Gallagher	1	16.7%

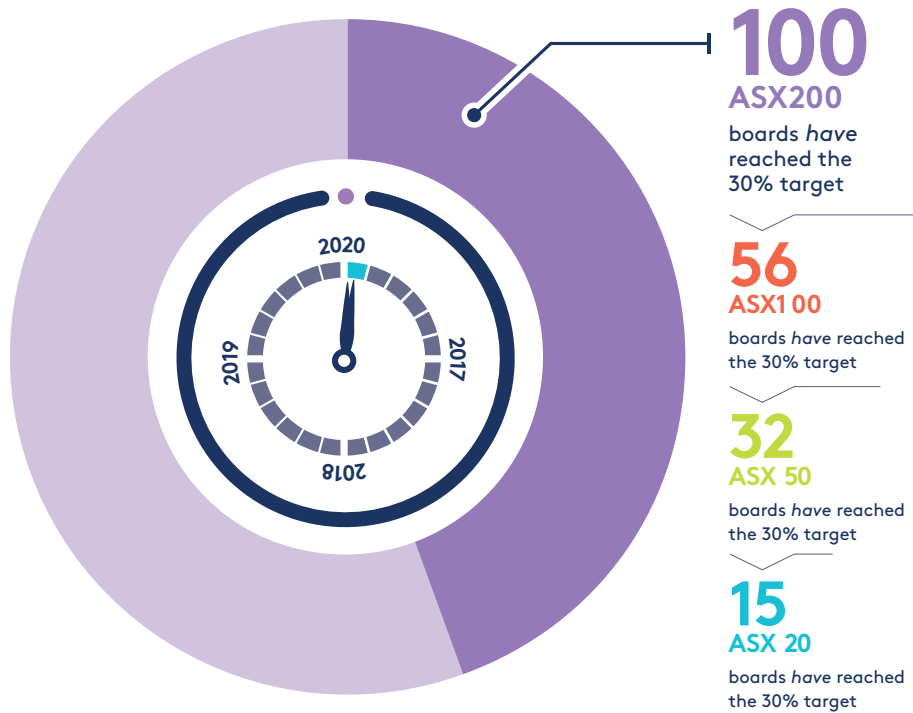
ASX 200 company	Chair	No. of Female Directors	% of Female Directors
Spark Infrastructure Trust*	Douglas McTaggart	1	16.7%
Western Areas Limited	Ian Macliver	1	16.7%
ARB Corporation Limited	Roger Brown	1	14.3%
Evolution Mining Limited	Jacob Klein	1	14.3%
IDP Education Limited	Peter Polson	1	14.3%
Magellan Financial Group Ltd	Hamish Douglass	1	14.3%
Polynovo Limited	David Williams	1	14.3%
Washington H. Soul Pattinson and Company Limited	Robert Millner	1	14.3%
CIMIC Group Limited	Marcelino Fernandez-	1	12.5%
Mayne Pharma Group Limited	Roger Corbett	1	12.5%
Orocobre Limited	Robert Hubbard	1	12.5%
Qube Holdings Limited	Allan Davies	1	12.5%
Vocus Group Limited	Robert Mansfield	1	12.5%
AP Eagers Limited	Timothy Crommelin	1	11.1%
Rio Tinto Limited	Simon Thompson	1	11.1%
Harvey Norman Holdings Ltd	Gerald Harvey	1	10.0%
HUB24 Limited	Bruce Higgins		0.0%
New Hope Corporation Limited	Robert Millner		0.0%
NRW Holdings Limited	Michael Arnett		0.0%
Pro Medicus Limited	Peter Kempen		0.0%
Silver Lake Resources Limited	David Quinlivan		0.0%
TPG Telecom Limited	David Teoh		0.0%

* Members of the 30% Club

These figures are correct as of 31 January 2020.

Progress Statistics

The number of boards that have reached the 30 per cent target, and their position within the ASX 200.



ASX 200 Companies under the 30 per cent target

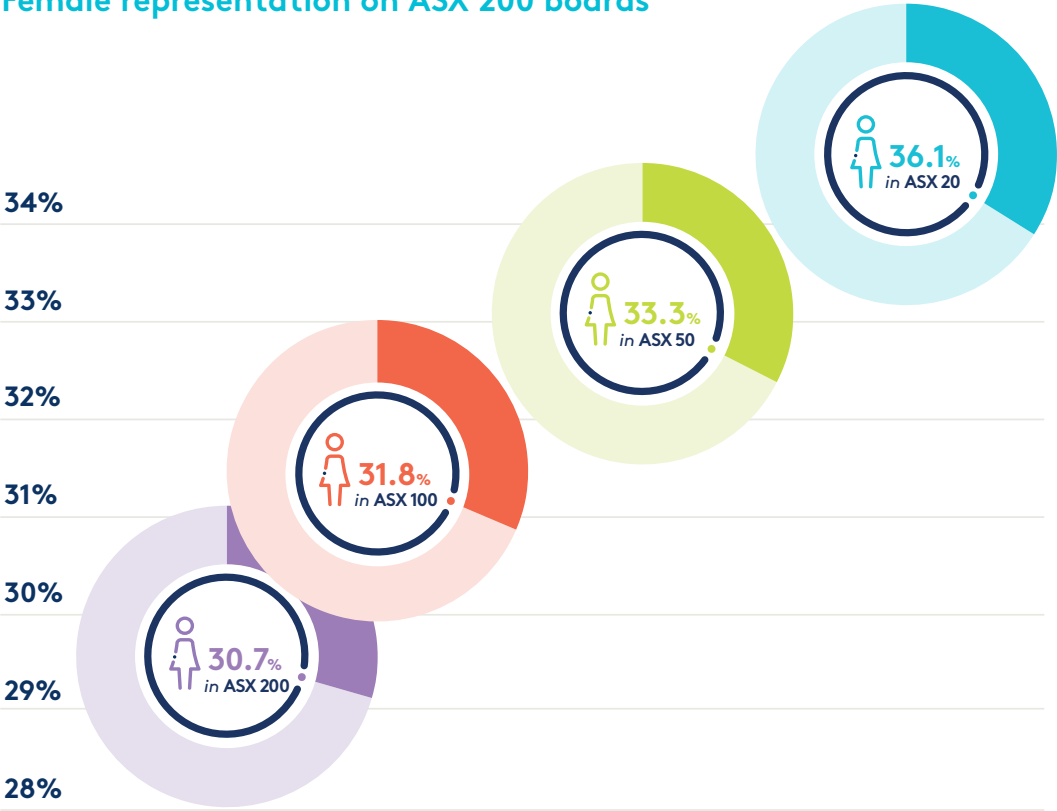


HAVE NO FEMALE BOARD MEMBERS



34 COMPANIES HAVE ONLY 1 FEMALE BOARD MEMBER

Female representation on ASX 200 boards



Number of female Chairs:



Progress Report (ASX 300)

The 30% Club is tracking the progress of S&P/ASX 300 (ASX 300) companies in reaching the 30 per cent target by the end of 2021.

For the purposes of tracking progress, we looked at the statistics of:

- i. Those companies in the ASX 300; and
- ii. Those companies that feature in the ASX 300 but not in the S&P/ASX 200 (ASX 200)

Methodology

The constituents of the ASX 200 & 300 are based on the September 2019 Quarterly Rebalance of the S&P/ASX Indices. One company (Automotive Holdings Group) was delisted after rebalancing so there were 299 companies listed in the ASX 300 as at the 30 September 2019. This means there are only 99 rather than 100 additional companies that feature in the ASX 300 to the ASX 200.

Statistics

For our analysis of the statistics of ASX 300 companies, we have removed the 200 companies that feature in both the ASX 200 and ASX 300 indexes, so our focus is on the 99 companies that only feature in the ASX 300.

This is because of the overall percentage of female directors on the boards of 299 companies currently in the ASX 300 index is 28.2 per cent. The percentage of female directors on the boards on the 99 companies that only feature in the ASX 300 is 20.9 per cent. This equates to 125 female directors out of a total of 588 directors. The percentage difference highlights that ASX 200 companies, particularly those ranked in the top 100, are lifting the overall percentage of both the ASX 200 and ASX 300 indexes.

The company rankings of the 99 companies have been included in the table below as not all companies listed feature in the 201 – 300 rankings of the ASX 300. (This is due to the different liquidity requirements for a company's inclusion in the ASX 200 versus ASX 300)

¹As at the 30 September there were only 299 companies listed on the S&P/ASX 300. This is due to the delisting of Automotive Holdings Group after the quarterly rebalancing.

ASX 300 Ranking	ASX 300 Company	Chair	No. of Female directors	% of Female directors
265	Myer Holdings Limited	Garry Hounsell	4	57.1%
45	Auckland International Airport Limited	Patrick Strange	5	55.6%
256	Asaleo Care Limited*	Harry Boon	3	50.0%
228	Flexigroup Limited	Andrew Abercrombie	3	50.0%
286	Japara Healthcare Limited*	Linda Nicholls	3	50.0%
222	Lifestyle Communities Ltd*	Philippa Kelly	3	50.0%
244	Infigen Energy Limited	Leonard Gill	3	42.9%
220	Regis Healthcare Limited	Graham Hodges	3	42.9%
255	Eclix Group Limited	Kerry Roxburgh	2	40.0%
173	Lovisa Holdings Limited	No Chair	2	40.0%
280	Starpharma Holdings Limited	Robert Thomas	2	40.0%
168	Genworth Mortgage Insurance Australia Limited*	Ian MacDonald	3	37.5%
262	Village Roadshow Limited	Robert Kirby	3	37.5%
219	AUB Group Limited	David Clarke	2	33.3%
241	Australian Pharmaceutical Industries Limited	Mark Smith	2	33.3%
277	Baby Bunting Group Limited	Ian Cornell	2	33.3%
276	BWX Limited	Ian Campbell	2	33.3%
269	Cardno Limited	Michael Alscher	2	33.3%
254	Cedar Woods Properties Limited	William Hames	2	33.3%
232	IMF Bentham Limited	Michael Kay	2	33.3%
287	IVE Group Limited	Geoffrey Selig	2	33.3%
281	OFX Group Limited*	Steven Sargent	2	33.3%
230	Pact Group Holdings (Australia) Pty Ltd*	Raphael Geminder	2	33.3%
297	Syrah Resources Limited	James Askew	2	33.3%
285	Virtus Health Limited	Sonia Petering	2	33.3%
264	Alacer Gold Corporation	Edward Dowling, Jr	2	28.6%
210	Investec Australia Property Fund	Richard Longes	2	28.6%
294	Monash IVF Group Limited	Richard Davis	2	28.6%
278	MyState Limited	Miles Hampton	2	28.6%
231	Select Harvests Limited	Michael Iwaniw	2	28.6%
242	Sigma Healthcare Limited	Brian Jamieson	2	28.6%
237	Bubs Australia Limited	Dennis Lin	1	25.0%
177	Megaport Limited	Bevan Slattery	1	25.0%
279	Money3 Corporation Limited	Stuart Robertson	1	25.0%
157	Synlait Milk Limited	Graeme Milne	2	25.0%
272	WPP AUNZ Ltd	Robert Mactier	2	25.0%
253	Seven West Media Limited	Kerry Stokes	2	22.2%

GENDER DIVERSITY PROGRESS REPORT

ASX 300 Ranking	ASX 300 Company	Chair	No. of Female directors	% of Female directors
300	Amaysim Australia Limited	Andrew Reitzer	1	20.0%
260	APN Industria REIT*	Geoffrey Brunsdon	1	20.0%
270	Ardent Leisure Group Limited	Gary Weiss	1	20.0%
162	Aventus Group	Bruce Carter	1	20.0%
206	Codan Limited	David Simmons	1	20.0%
275	Data#3 Limited	Richard Anderson	1	20.0%
282	FAR Limited	Nicholas Limb	1	20.0%
218	GDI Property Group Limited*	Gina Anderson	1	20.0%
263	HT&E Limited	Hamish McLennan	1	20.0%
261	Imdex Ltd	Anthony Wooles	1	20.0%
240	Infomedia Ltd	Bart Vogel	1	20.0%
249	Nick Scali Limited	John Ingram	1	20.0%
226	Phoslock Environmental Technologies Limited	Laurence Freedman	1	20.0%
217	Ramelius Resources Limited	Kevin Lines	1	20.0%
195	Westgold Resources Limited	Peter Cook	1	20.0%
174	Zip Co Limited	Philip Crutchfield	1	20.0%
236	AMA Group Limited	Anthony Day	1	16.7%
214	Arena REIT	David Ross	1	16.7%
266	Audinate Group Limited	David Krall	1	16.7%
273	Aurelia Metals Limited	Colin Johnstone	1	16.7%
187	Avita Medical Ltd	Louis Panaccio	1	16.7%
274	Galaxy Resources Limited	Martin Rowley	1	16.7%
257	Integrated Research Limited	Paul Brandling	1	16.7%
289	OceanaGold Corporation	Ian Reid	1	16.7%
207	Perseus Mining Limited	Terence Harvey	1	16.7%
259	Senex Energy Limited	Trevor Bourne	1	16.7%
204	Accent Group Limited*	David Gordon	1	14.3%
216	Centuria Capital Limited	Garry Charny	1	14.3%
188	Champion Iron Limited	William O'Keeffe	1	14.3%
233	Hansen Technologies Limited	David Trude	1	14.3%
288	Karoon Energy Ltd	Bruce Phillips	1	14.3%
271	Macmahon Holdings Limited	Eva Skira	1	14.3%
196	Mesoblast Ltd	Joseph Swedish	1	14.3%
247	SG Fleet Group Limited	Andrew Reitzer	1	14.3%
197	Nickel Mines Limited	Robert Neale	1	12.5%
124	AP Eagers Limited	Timothy Crommelin	1	11.1%
243	Australian Agricultural Company Limited	Donald McGauchie	1	11.1%

ASX 300 Ranking	ASX 300 Company	Chair	No. of Female directors	% of Female directors
267	Hotel Property Investments Ltd	John Russell	1	11.1%
283	Bellevue Gold Limited	Kevin Tomlinson	0	0.0%
245	Carnarvon Petroleum Limited	Peter Leonhardt	0	0.0%
201	Centuria Industrial REIT	Garry Charny	0	0.0%
190	Centuria Metropolitan REIT	Peter Done	0	0.0%
189	Charter Hall Social Infrastructure REIT	Victor Cottren	0	0.0%
284	Dacian Gold Ltd	Ian Cochrane	0	0.0%
246	Emeco Holdings Limited	Peter Richards	0	0.0%
161	Freedom Foods Group Limited	Perry Gunner	0	0.0%
291	Ioneer Ltd	James Calaway	0	0.0%
199	Isignthis Ltd	Timothy Hart	0	0.0%
229	Jupiter Mines Limited	Brian Gilbertson	0	0.0%
251	Kogan.Com Ltd	Gregory Ridder	0	0.0%
295	MACA Limited	Andrew Edwards	0	0.0%
223	Mount Gibson Iron Limited	Seng Lee	0	0.0%
258	Navigator Global Investments Limited	Michael Shepherd	0	0.0%
298	New Century Resources Limited	Robert McDonald	0	0.0%
296	Paladin Energy Ltd	Mark Lawrenson	0	0.0%
250	Redcape Hotel Group	Nicholas Collishaw	0	0.0%
252	Rural Funds Group	Leslie Paynter	0	0.0%
292	Speedcast International Limited	Stephe Wilks	0	0.0%
293	Superloop Limited	Michael Malone	0	0.0%
268	West African Resources Ltd	Richard Hyde	0	0.0%

* Members of the 30% Club

These figures are correct as of 31 January 2020

For more information, please contact

t: 1300 739 119

e: diversity@aicd.com.au

aicd.com.au/boarddiversity
